

# Determining the Average Zeta Potential and Distribution of Battery Electrode Slurry

Zhibin Guo, Hui Ning

Application Research Lab, Bettersize Instruments Ltd.

## Introduction

In recent years, the rapid development of the new energy industry has highlighted the significant role of lithium batteries as reusable and rechargeable batteries in various industrial applications. During the production process of lithium batteries, electrode slurry is formulated using NMP (n-methylpyrrolidone) as a dispersant. NMP serves as a solvent for PVDF during the slurry batching stage, aiding in the dispersion of the slurry to create a more uniform system. In addition, NMP acts as the primary carrier of the slurry during the coating stage, ensuring even coating on the substrate. Furthermore, during the coating and baking stages, NMP volatilizes and creates pores in the coating, resulting in a uniformly distributed porous microelectrode structure.

The stability of battery electrode materials in NMP is crucial as it directly affects the quality of electrode production. In this study, we conducted an analysis of the zeta potential of a range of slurries dispersed in NMP.

## Instrumentation

The BeNano 90 Zeta nanoparticle size and zeta potential analyzer from Bettersize Instruments was utilized for the experiment. It utilizes a laser with a wavelength of 671 nm and a power output of 50 mW as its light source. To acquire the scattered light signal, an APD detector positioned at an angle of 12 degrees was employed. The phase analysis light scattering (PALS) technique was employed to accurately detect the zeta potential information of samples exhibiting low electrophoretic mobility.

## Experimental

Four battery electrode materials were dispersed in NMP solvent. Due to the low dielectric constant of the organic phase NMP, the dip cell was used. Each sample was measured six times to obtain the mean and standard deviation.

## Results and Discussion

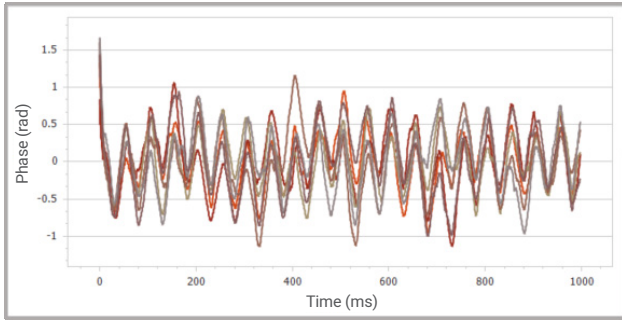


Figure 1. Phase plots of multiple measurements for sample #1

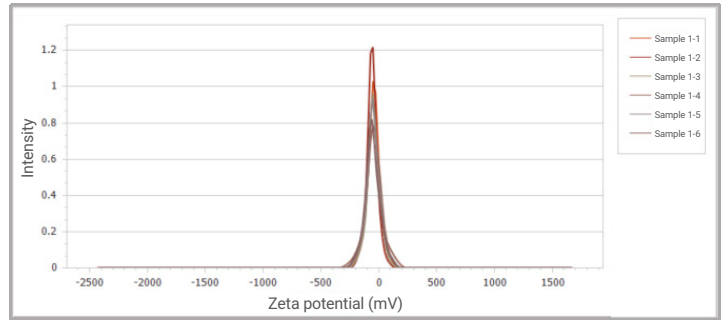


Figure 2. Zeta potential distributions of multiple measurements for sample #1

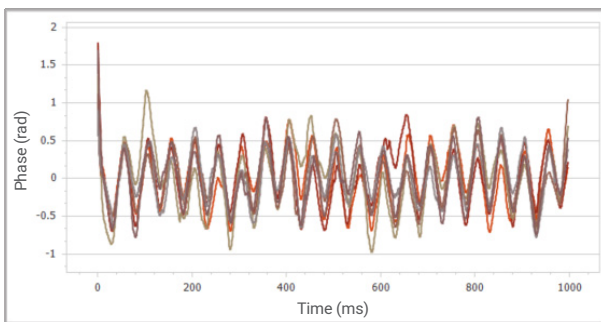


Figure 3. Phase plots of multiple measurements for sample #2

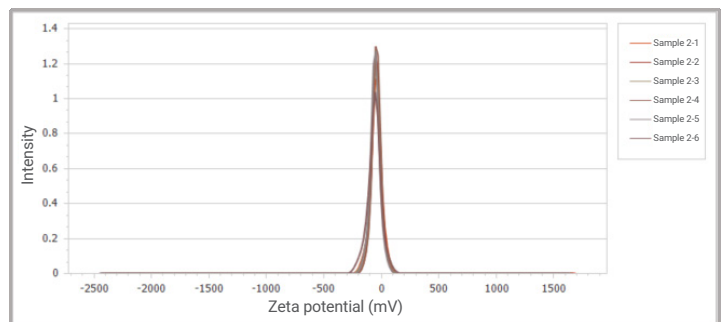


Figure 4. Zeta potential distributions of multiple measurements for sample #2

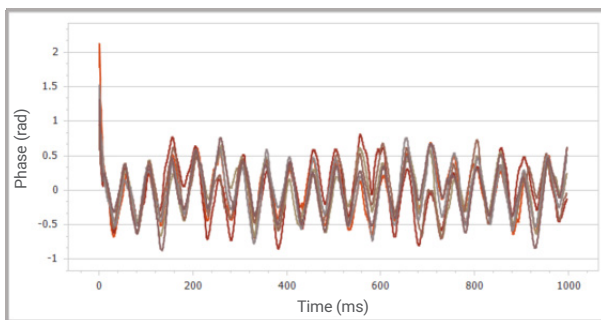


Figure 5. Phase plots of multiple measurements for sample #3

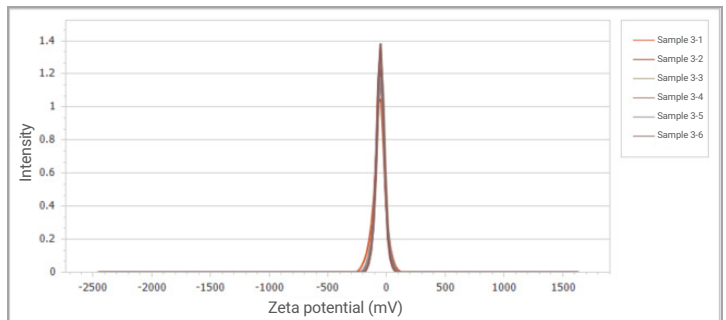


Figure 6. Zeta potential distributions of multiple measurements for sample #3

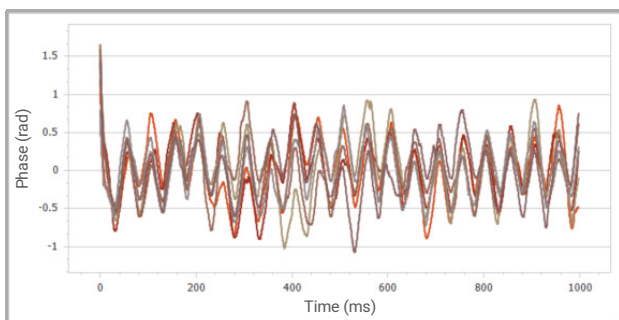


Figure 7. Phase plots of multiple measurements for sample #4

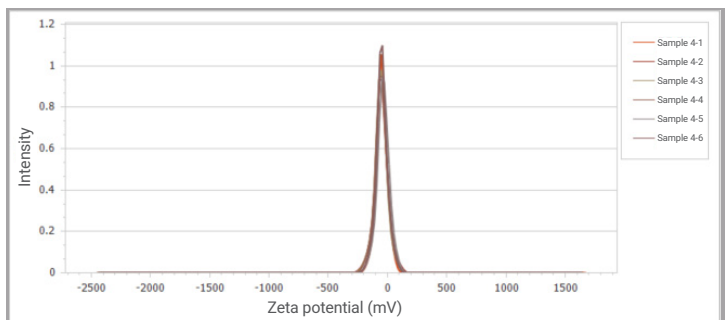


Figure 8. Zeta potential distributions of multiple measurements for sample #4

Samples	Zeta potential (mV)	Standard deviation (mV)
1#	-53.43	3.48
2#	-51.84	1.97
3#	-50.32	2.46
4#	-48.53	3.44

The phase plots and distribution curves of the samples in Figures 1 - 8 and the data in Table 1 show that the zeta potentials of all samples are negative, which indicates that the electrode materials carry negative charges in the NMP. The zeta potential amplitudes of all four samples are around 50 mV, and the higher zeta potential indicates the high stability of the samples. The standard deviations of multiple measurements were small, indicating good reproducibility of the measurements.

## Conclusions

This application note presents a study on determining the zeta potential of battery electrode slurry dispersed in NMP solvent. The experiment utilized the BeNano 90 Zeta to measure the zeta potentials of four different samples. The results showed that all samples had negative zeta potentials, indicating the presence of negative charges in the electrode materials. The zeta potential amplitudes were around 50 mV, indicating high stability. The study highlights the importance of understanding zeta potential for optimizing battery electrode production and emphasizes the reliability of the measurements.

# Bettersize

BETTER PARTICLE SIZE SOLUTIONS

[www.bettersizeinstruments.com](http://www.bettersizeinstruments.com)

[info@bettersize.com](mailto:info@bettersize.com)

## **Bettersize Instruments Ltd.**

**Address:** No. 9, Ganquan Road, Jinquan Industrial Park,

Dandong, Liaoning, China

**Postcode:** 118009

**Tel:** +86-415-6163800

**Fax:** +86-415-6170645

## **Bettersize Inc.**

**Address:** Suite K-2, 3188 Airway Ave, Costa Mesa, CA 92626,

United States

**Tel:** +1 833-699-7493 (SIZE)

Download Our Application Notes:



Visit Our BeNano 180 Zeta Pro Site:



**Disclaimer:** By using or accessing any materials provided by Bettersize Instruments Ltd. in electronic format, you agree to the Disclaimer without any qualification or limitation. While diligent care has been taken to ensure the accuracy of the information contained herein, Bettersize Instruments Ltd. shall not be liable for any errors or damages in connection with the use of these materials. The information is provided as general information, and no representation or warranty, whether express or implied, is made as to its accuracy, completeness, or correctness. It does not constitute part of a legal offer or contract. Bettersize Instruments Ltd. reserves the right to modify, alter, add, and delete the content outlined in these materials without prior notice and without any subsequent liability to the company.

Copyright: © 2024 Bettersize Instruments Ltd. | All Rights Reserved