ANGLE OF REPOSE

TAPPED DENSITY

FLOW RATE

SIEVE SIZE

FLOWABILITY EVALUATION



PowderPro X1

18-in-1 Automated Powder Testing Platform

Bettersize

BETTER PARTICLE SIZE SOLUTIONS

PowderPro X1

The Next Generation of Powder Characterization

18-in-1	SOP	360°	20+	21 CFR
Automated Testing	Based Workflow	Image Analysis	Standards Compliance	Part 11 Support

PowderPro X1 is a next-generation powder characterization system independently developed by Bettersize. Combining 18 critical powder parameters with automated testing on an integrated platform, it enables comprehensive evaluation of key powder properties, including angle of repose, bulk and tapped density, dispersibility, and flow rate. Based on the Carr Index Method and aligned with more than 20 international and industry standards, including the Chinese Pharmacopoeia, USP, Ph. Eur., ISO, and ASTM standards, PowderPro X1 supports applications ranging from R&D and quality control to method validation and regulatory compliance.

Through intuitive outputs such as angle-of-repose images, flow rate curves, sieve size reports, and flowability and floodability indices, PowderPro X1 transforms complex powder behavior into clear, quantifiable, and comparable results, supporting process optimization, product development, quality improvement, and scientific research.

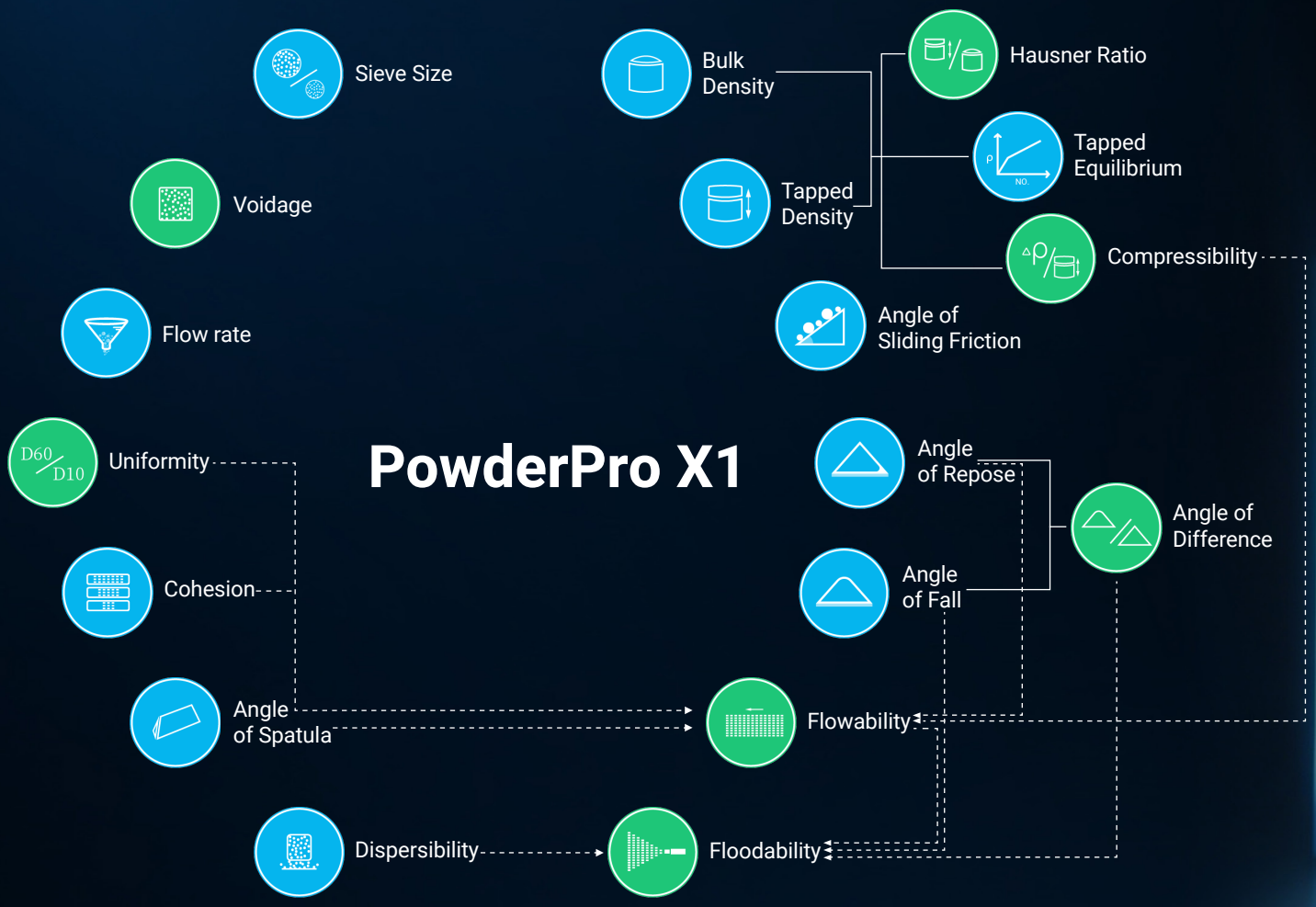

Solid line: Direct calculation or test-derived relationship
Dashed line: Parameter used in Carr Index evaluation

Features

- **18-in-1** automated powder characterization platform
- Integrated design for comprehensive powder flowability evaluation
- SOP-based workflows aligned with **20+** international standards
- Patented **360°** angle-of-repose imaging technology
- Integrated environmental monitoring and dust control
- Combined dispersibility and flow rate testing on a common base

Benefits

- Unlock comprehensive insight into powder flow and handling behavior
- Adapt testing capabilities to changing application needs
- Strengthen quality assurance through standardized, traceable workflows
- Improve angle measurement reliability for complex powder pile geometries
- Reduce cleanup time and improve laboratory efficiency
- Predict process performance from laboratory-scale measurements with greater confidence

PP-D1 Dispersibility Test Unit

A three-stage testing system with integrated precision weighing technology enables comprehensive evaluation of powder dispersibility.



PP-F1 Flow Rate Test Unit

Using funnels compliant with pharmacopoeial requirements, the system automatically measures flow rate, discharged powder mass, and flow time for fast, repeatable flow analysis.

Redefining Angle Measurement



360° Multi-Angle Imaging and Analysis System

In practical testing, powder piles often exhibit asymmetrical shapes and surface irregularities. Measurements taken from a single viewing angle may overlook local slopes and other critical features, leading to incomplete characterization and reduced measurement reliability.

PowderPro X1 features a patented 360° multi-angle imaging and analysis system that captures powder pile morphology from different perspectives. By systematically analyzing the pile across the full azimuthal range, the system minimizes the bias associated with single-view measurements and delivers a more representative assessment of irregular or complex powder pile structures.

- Camera Rotation Range: **0-180°**
- Azimuthal Analysis Range (AoR directions) **0°-360°**
- Angle of Repose Measurement Range: **0-90°**
- Number of Image Capture Positions: **180**
- Number of Angle Measurements per Position: **2 (left and right)**
- Total Angle Measurements per Test: up to **360**

Relationship Between Camera Rotation and Azimuthal Range

The camera rotates through 0–180°, while simultaneous measurements from both sides provide complete coverage of the 0–360° azimuthal range.

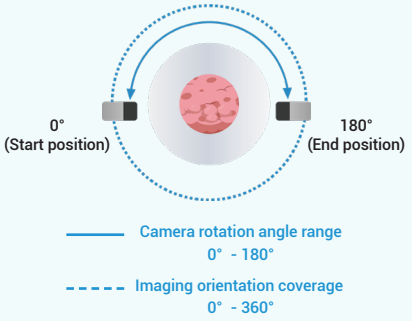

Camera Angle	No.1	No.2	No.3	No.4	No.5	Ave.
45° Standard						
Results	44.33°	44.11°	44.85°	44.93°	45.02°	44.67°
2μm Calcium carbonate						
Results	27.09°	31.91°	36.17°	41.69°	39.65°	35.30°

Validation with a 45° standard angle block yielded an average measured angle of repose of 44.67°, corresponding to a relative error of less than 1% from the reference value and demonstrating excellent measurement accuracy.

For challenging materials such as ultrafine calcium carbonate, 360° multi-angle analysis effectively captures pile asymmetry and generates a more representative angle-of-repose result for a realistic evaluation of powder flow behavior.

© Bettersize Instruments Ltd.



Funnel Following Module

The funnel following module automatically maintains the distance between the funnel outlet and the top of the powder pile within the 2–4 cm range recommended by the USP and Ph. Eur. throughout testing. This reduces particle scattering, pile collapse, and variability caused by manual adjustment.

By promoting the formation of a stable and symmetrical powder pile, the module improves the accuracy, repeatability, and pharmacopoeial compliance of angle of repose measurements.



Non-pharmacopoeial standards: Supports a fixed funnel to pile distance as required by applicable test methods



USP and Ph. Eur. standards: Maintains a dynamic funnel to pile distance of 2–4 cm during powder discharge



Angle of Sliding Friction Module

The angle of sliding friction module measures the critical angle at which a powder bed begins to slide on an inclined plane. During testing, the platform gradually tilts while an integrated camera continuously monitors powder movement and automatically records the angle of sliding friction.

Sample	No.1	No.2	No.3	Average
Aluminum block	21.94°	22.38°	21.78°	22.03°
Calcium carbonate	47.7°	45.6°	48.9°	47.4°
Silicon carbide	38.22°	37.71°	37.56°	37.83°

A larger angle of sliding friction indicates stronger friction between the powder and the contact surface, and therefore a lower tendency to slide.

This parameter quantitatively assesses powder handling behavior and its interaction with equipment surfaces.

Intelligent **Flow Behavior Testing**

The PP-F1 Flow Rate Test Unit and PP-D1 Dispersibility Test Unit share a common base platform and can be quickly interchanged according to testing requirements. This integrated design enables both flowability and dispersibility evaluation within a single system, reducing the instrument footprint while improving testing efficiency. Its compact configuration simplifies installation, cleaning, and maintenance, supporting a streamlined process across multiple test applications.

PP-F1 Flow Rate Test Unit

The flow rate test unit evaluates powder flow behavior by measuring either the time required for a fixed mass of powder to pass through a standard funnel or the mass discharged within a specified period.

Multiple Test Modes
Supports both flow time and flow mass methods to meet different testing needs.

Automatic Curve Recording
Records mass changes over time and automatically generates a flow rate curve.

Shared Base Platform

Integrated Test Configuration
PP-F1 and PP-D1 can be quickly switched on a common platform, saving space and improving laboratory efficiency.

Built-in Weighing System
Integrated precision weighing technology records mass changes in real time, eliminating the need for an external balance while improving measurement stability.



PP-F1
Flow Rate Test Unit

Accurate **Tapping Conditions**

Amplitude Control Module

PowderPro X1 features a high-precision adjustable tapping module that allows the tapping height to be set from 1 to 20 mm by precisely controlling the vertical distance between the cam and the support base.

This flexible design accommodates the different tapping heights required by ASTM, USP, ISO, and other international standards without the need to replace components of different heights. This makes testing more convenient, stable, and reproducible.

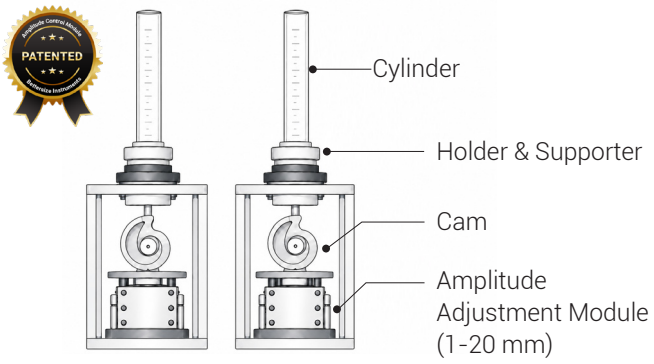

© Bettersize Instruments Ltd.



Shared Base Platform

PP-D1
Dispersibility Test Unit

PP-D1 Dispersibility Test Unit

The dispersibility test unit evaluates how readily a powder disperses by allowing it to fall from a fixed height and measuring the mass collected in the receiving tray. The test helps assess dusting tendencies during conveying, feeding, mixing, and other powder handling operations.

Three-Section Modular Design
Allows quick assembly, disassembly, cleaning, and maintenance.

One-Click Testing
Testing is initiated directly through the software, with data acquisition and calculation completed automatically.

Automatic Tapped Equilibrium Determination

Tapped equilibrium is reached when the powder volume or tapped density shows no significant change after repeated tapping.

PowderPro X1 automatically monitors volume changes during tapping and stops the test when the preset equilibrium criterion is met, improving testing efficiency and result repeatability.

Tapped Equilibrium		
Tapping setting	Drop height = 18 mm	Speed = 150 taps/min
	Stop condition = 3 %	Volume = 100 cm^3

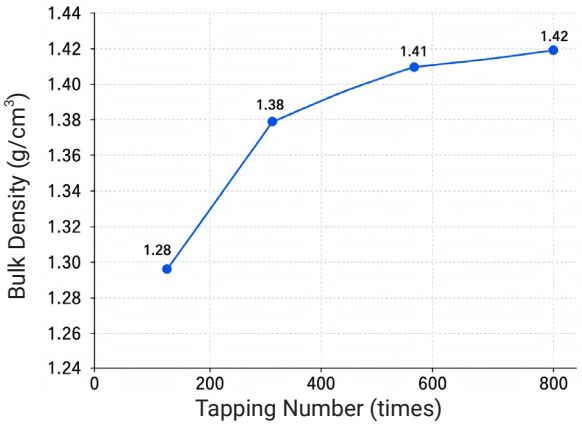

Compliant & **Traceable Workflow**

Dust Collection Control

Compatible with external dust collector systems, PowderPro X1 integrates built-in vacuum control for software-based dust collection and automated cleaning for a more efficient workflow.

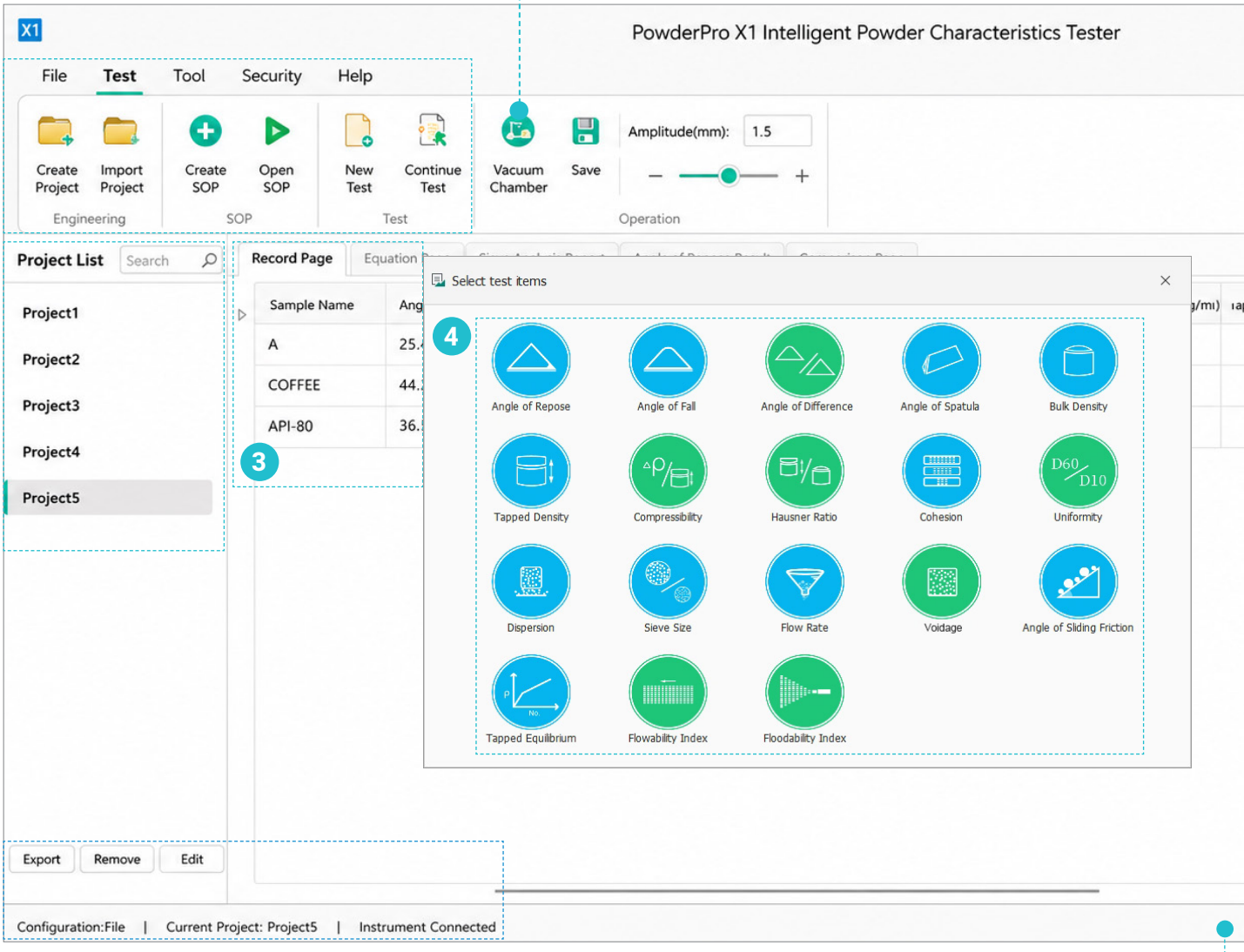

1 **Function Menu**

2 **Project List**

3 **Test Records**

4 **Test Items**

5 **Instrument Status**

Test Environment Logging

Integrated temperature and humidity sensors continuously monitor environmental conditions during testing. The recorded values are automatically stored with the test results, improving data traceability and comparability under different test conditions.

© Bettersize Instruments Ltd.

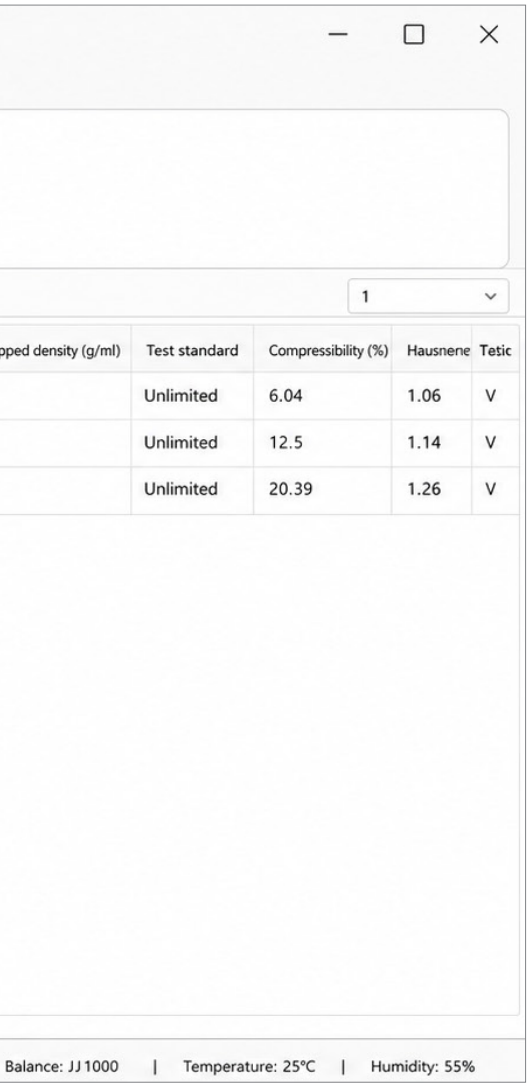

Audit Trail Function

The software supports FDA 21 CFR Part 11 requirements through features such as user access control, electronic signatures, and operation logs. These capabilities help maintain data integrity and support compliance in regulated laboratory environments.

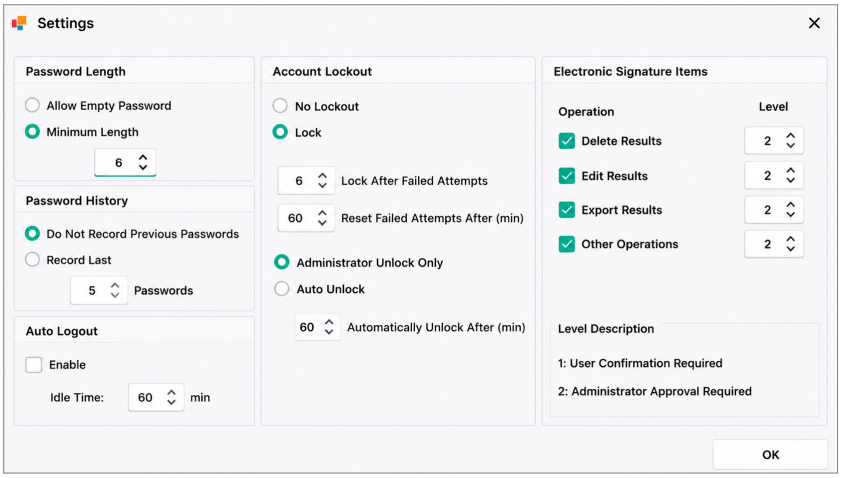

Standard Method Library

A built-in library of pharmacopoeial, ISO, ASTM, and other standardized methods enables rapid test setup and execution. Method parameters can also be customized to meet specific application requirements.

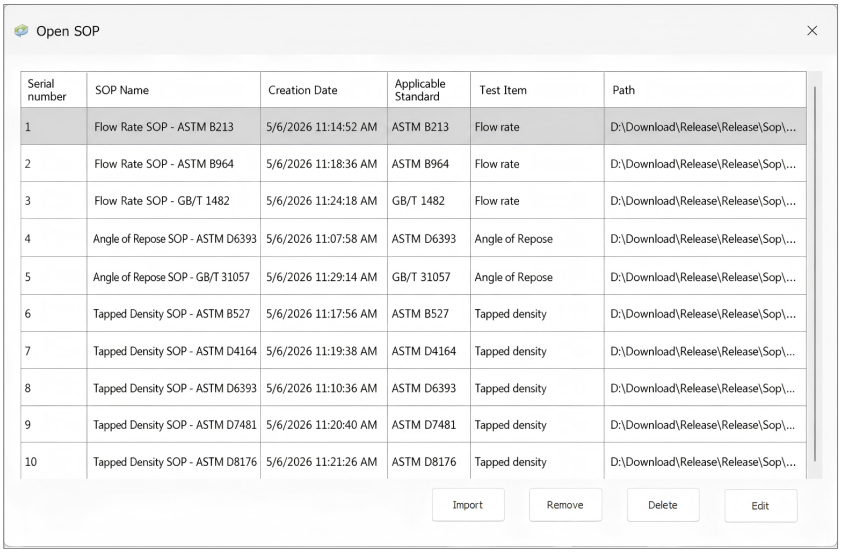

Powder Performance Evaluation

Application Case 1:

Flowability Evaluation of Pharmaceutical Excipients under Different Temperature and Humidity Conditions



Evaluation Logic

Measure key parameters → Angle of repose, compressibility, angle of spatula, cohesion or uniformity

Convert to index scores → Use the chart to convert test values into corresponding index scores

Calculate Flowability Index → Use the total score to classify powder flowability

PowderPro X1 continuously records environmental conditions during testing and correlates them with key flowability parameters. This enables users to evaluate powder behavior under different storage and processing conditions, supporting material selection, storage optimization, process development, and quality control.

Samples / Test items	25°C 30%RH		25°C 50%RH	
	Test Value	Index	Test Value	Index
Angle of repose (°)	36.82	18	47.25	12
Angle of spatula (°)	44.53	17.5	56.67	16
Tapped density (g/cm^3)	0.66	/	0.70	/
Bulk density (g/cm^3)	0.52	/	0.49	/
Compressibility (%)	21.21	17	30.0	12
Uniformity	1.98	23	2.51	23
Evaluation of Flowability				
Flowability Index	**75.5**		**63**	
Evaluation	**Good**		**Normal**	

Application Case 2:

Hall Flow Rate Evaluation of Metal Powders

In additive manufacturing, powder metallurgy, and metal injection molding, powder flowability directly affects powder spreading, die filling, and batch consistency. Using a Hall funnel, the PP-F1 Flow Rate Test Unit measures powder flow characteristics in accordance with ISO 4490 and ASTM B213.



Sample type	Sample weight	Flow time	Flow rate
316L Powder	50 g	18.6 s	2.69 g/s
Copper powder	50 g	24.3 s	2.06 g/s
Alloy powder	50 g	29.8 s	1.68 g/s

© Bettersize Instruments Ltd.

Applications

PowderPro X1 is designed for comprehensive powder characterization across a wide range of industries, including pharmaceuticals, food and nutraceuticals, chemicals, metallurgy, additive manufacturing, etc. Based on the Carr Index Method, it quantitatively evaluates powder flowability while measuring a broad range of physical properties in accordance with international pharmacopoeial, ISO, ASTM, and industry standards.



Pharmaceuticals



Food & Nutraceuticals



Advanced Ceramics



Additive Manufacturing



Batteries

Sales **Configuration**

PowderPro X1-F

- Angle of Repose
- Angle of Spatula
- Compressibility & Hausner Ratio
- Tapped & Bulk Density (Fixed volumetric method)
- Cohesion & Uniformity
- Sieve Size
- Flowability
- Void Fraction



Main Unit

PowderPro X1-S

Includes all functions of the PowderPro X1-F configuration, plus:

- Angle of Fall
- Angle of Difference
- Dispersibility
- Floodability



Main Unit



PP-D1

PowderPro X1-U

Includes all functions of the previous two configurations, plus:

- Tapped & Bulk density (Fixed gravimetric method)
- Flow Rate
- Bulk Density (Scott Volumeter Method)
- Angle of Sliding Friction
- Tapped Equilibrium



Main Unit



PP-D1



PP-F1

(With one base platform)

Parameters	Quantity	11 Measured Parameters: Sieve Size, Angle of Repose, Angle of Fall, Angle of Spatula, Bulk Density, Tapped Density, Cohesion, Dispersibility, Flow Rate, Angle of Sliding Friction, Tapped Equilibrium 7 Calculated Parameters: Angle of Difference, Voidage, Compressibility, Hausner Ratio, Uniformity, Flowability Index, Floodability Index
Compliance	ISO	ISO 3310, ISO 3923, ISO 3953, ISO 4490, ISO 8460
	USP	USP <616>, USP <786>, USP <1174>, USP <1176>
	Ph. Eur.	Ph. Eur. 2.9.34, Ph. Eur. 2.9.36
	ASTM	ASTM B212, ASTM B213, ASTM B329, ASTM B417, ASTM B527, ASTM C1770, ASTM D4164, ASTM D6393, ASTM D7481, ASTM D8176
Weight / Dimensions	Main Unit	42 kg / 352 × 517 × 558 mm
	Dispersibility Test Unit	7.5 kg / 244 × 332 × 701 mm
	Flow Rate Test Unit	6.5 kg / 244 × 321 × 332 mm
Angle tests	Test method	Depth camera
	Measurement range	0° – 90°
Depth camera	Rotation angle range	0° – 180°
	Imaging orientation coverage	0° – 360°
Tapped density	Frequency	1 – 300 taps/min
	Drop height range	1 – 20 mm
	Settable number of taps	Max. 9999
Vibration sieve	Amplitude range	0.1 – 3 mm
Control	PC	Windows 10 system
Repeatability		≤3%
Temperature (monitor)	Range	-40 – 125 °C (±0.5 °C)
Humidity (monitor)	Range	0% – 100% (±3% RH)
Software	Functions	SOP, 21 CFR Part 11
	Connection	USB 3.0
	Power supply	90 ～ 250 V, 50/60 Hz

Bettersize
BETTER PARTICLE SIZE SOLUTIONS

www.bettersizeinstruments.com

Bettersize Instruments Ltd.
Global Headquarters
No. 9, Ganquan Road,
Jinquan Industrial Park, Dandong,
Liaoning, China
Tel: +86 755-26926582
Email: info@bettersize.com

Bettersize Inc.
North America Operations Center
3185 Airway Ave, Suite C2,
Costa Mesa, CA 92626,
United States
Tel: +1 833-699-7493 (SIZE)
Email: support.us@bettersize.com

Bettersize Europe GmbH
European Operations Center
Kreisstr. 28,
85232 Bergkirchen,
Germany
Tel: +49 8131-3569-490
Email: info@bettersize-europe.com

Visit Our PowderPro X1 Site

Visit Our Official YouTube Channel

Disclaimer: By using or accessing any materials provided by Bettersize Instruments Ltd. in electronic format, you agree to the Disclaimer without any qualification or limitation. While diligent care has been taken to ensure the accuracy of the information contained herein, Bettersize Instruments Ltd. shall not be liable for any errors or damages in connection with the use of these materials. The information is provided as general information, and no representation or warranty, whether express or implied, is made as to its accuracy, completeness, or correctness. It does not constitute part of a legal offer or contract. Bettersize Instruments Ltd. reserves the right to modify, alter, add, and delete the content outlined in these materials without prior notice and without any subsequent liability to the company.

Copyright: © 2026 Bettersize Instruments Ltd. | All Rights Reserved

13.0506.00.02
Aug 2026